CE-5131 EX1

"TEN" SERVICE MANUAL

AM-FM MPX. RADIO WITH ELECTRONIC TUNER AND CASSETTE TAPE PLAYER (DOLBY* N.R.)

Model CE-5131EX1

Specifications of CE-5131 are partially altered.
Followings are printed in this service manual ;
Altered SCHEMATIC, WIRING ON PC BOARD, EXPLODED VIEW and REPLACEMENT PARTS LIST.
As for others, see service manual SM-543.

Main Alterations

Symbol No.	Stock No.		Serial No.
	Before	After	
IC10	RN-EIM-UPD1708G-527	RN-EIM-UPD1708G-575	After serial No. 9610001
IC11	RN-EIE-MH-1278A	eliminated	After serial No. 0710001
IC12	RN-EIE-MH-1278A	RN-EIE-MH-1993	
——	RN-MPC-1558	RN-MPC-1858	

* Dolby noise reduction manufactured under license from Dolby Laboratories Licensing Corporation.
"DOLBY" and the double-D symbol DD are trademarks of Dolby Laboratories Licensing Corporation.

FUJITSU TEN LIMITED

CASSETTE DECK PC BOARDS

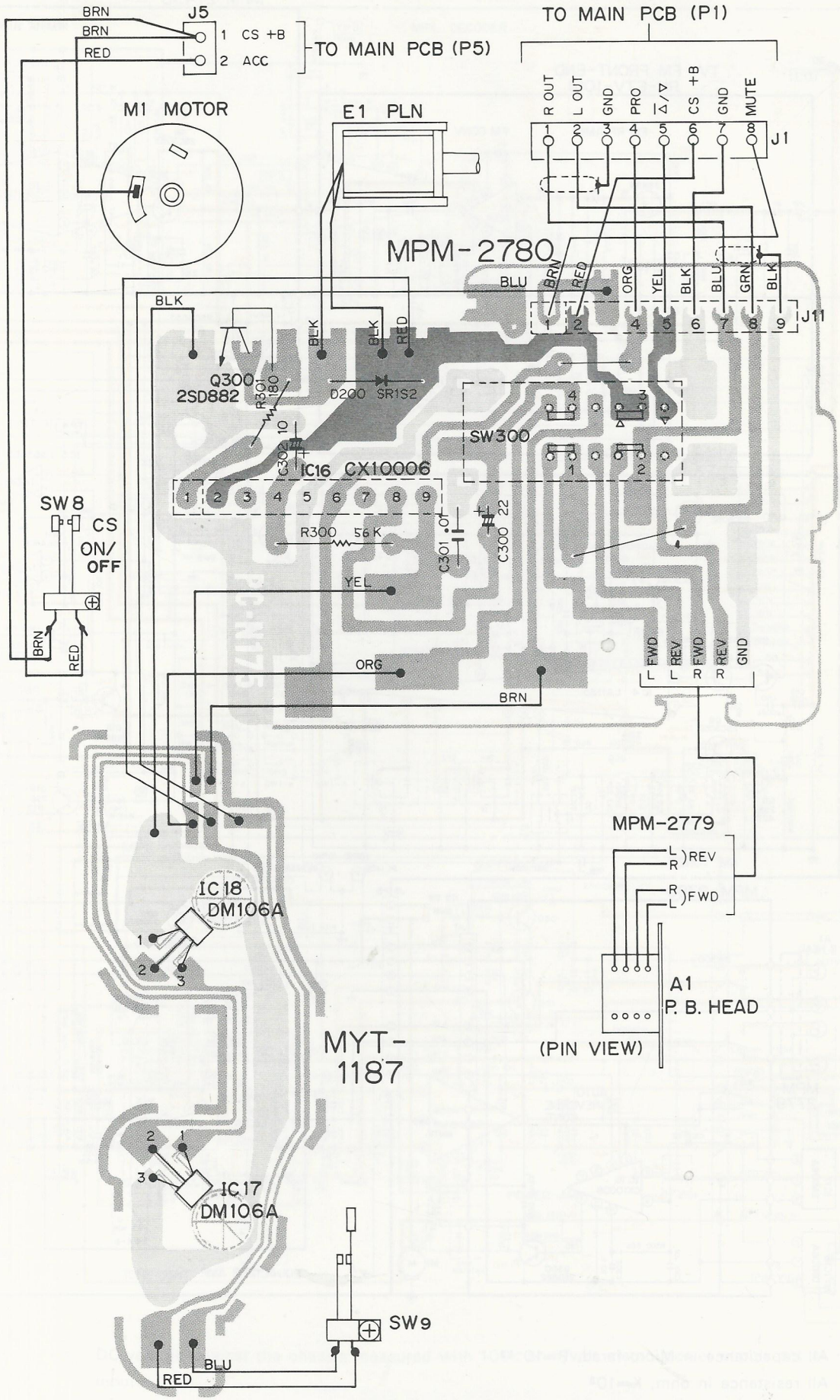

Fig. 1 (C27190131)

POWER AMP PC BOARD

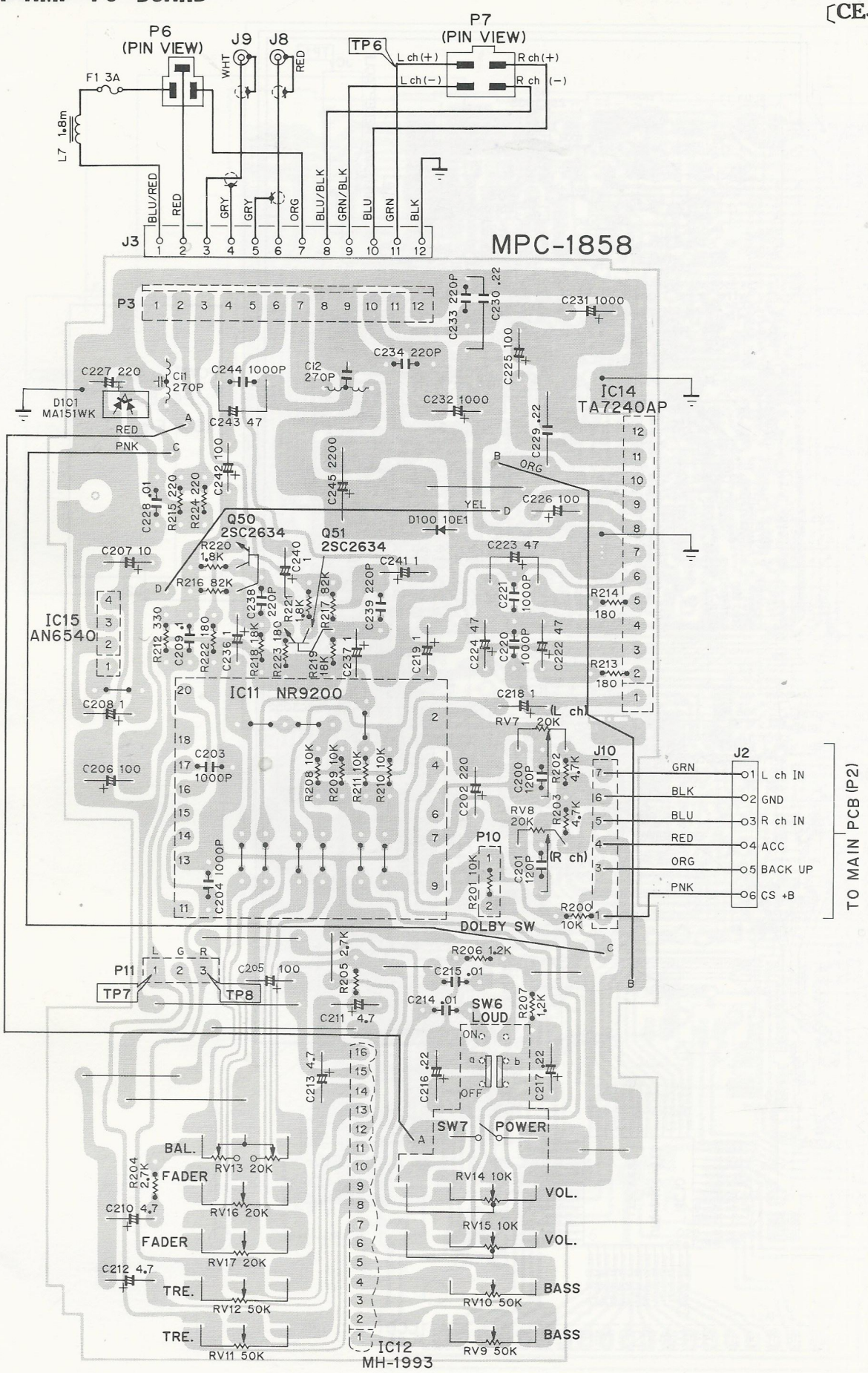

Fig. 4 (C27190131)

EXPLODED VIEW



Fig. 5

NOTE : Printed circuit board does not include component parts to be mounted.

EXPLODED VIEW (CASSETTE DECK) MDK-64/2

SM-543A
〔CE-5131〕

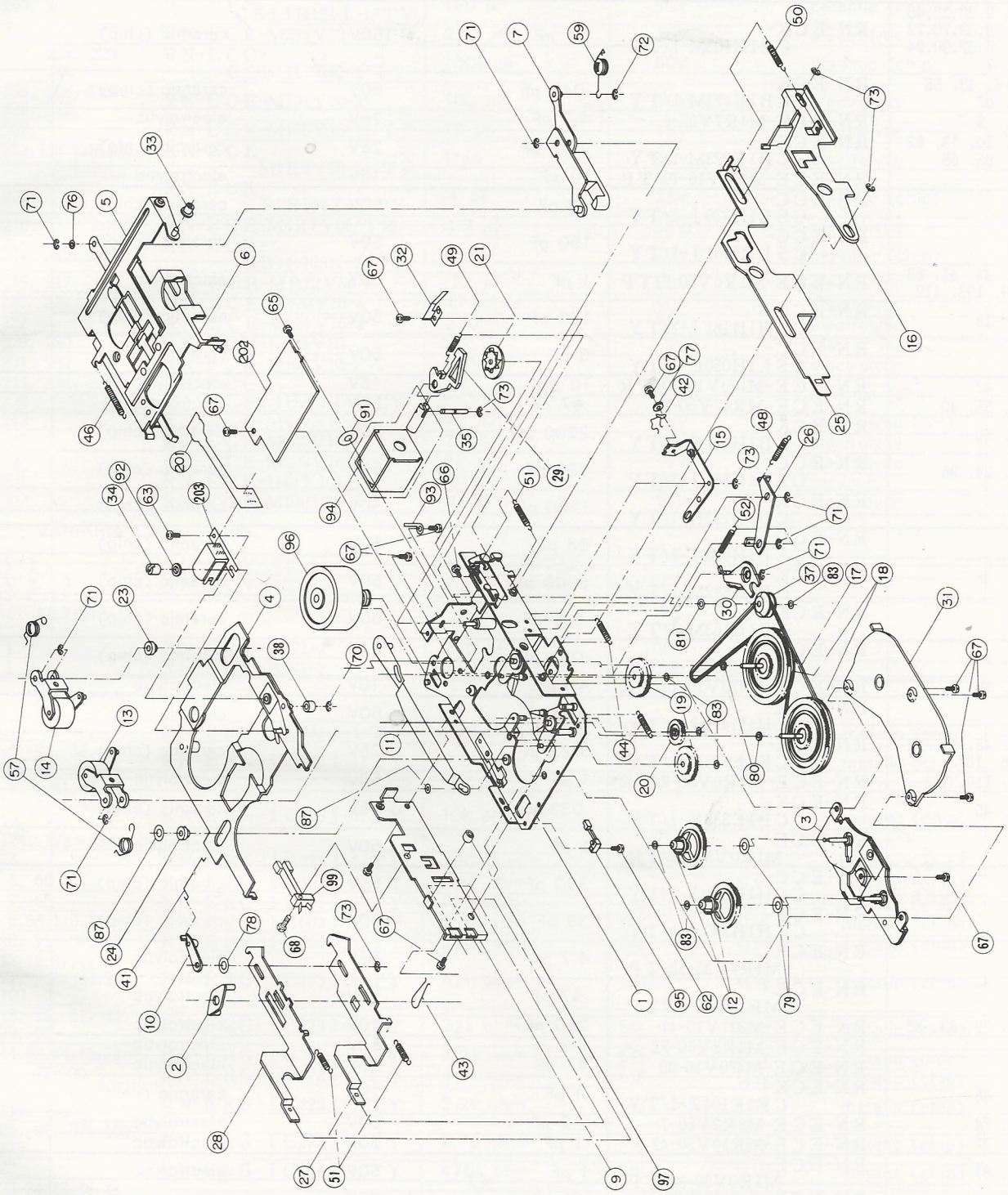

Fig. 6 (C28190131)

REPLACEMENT PARTS LIST

Note: Main replacement parts are marked ○ in the remarks column.

Symbol No. (Fig. 2)	Stock No.	Description			Remark
CAPACITORS					
C 1, 2,22,23,46 47,59,69,70,72 73,75,87,90,94 95,97	RN-ECK-CB1H103M-1/TY	.01 μF	50V	ceramic (chip)	
C3~6, 43, 55 58, 67	RN-ECK-CB1E473M-1/TY	.047 μF	50V	ceramic (chip)	
C 7, 9	RN-ECE-M4R7V25-6	4.7 μF	25V	electrolytic	
C 8, 10, 13, 62 64, 65, 68	RN-ECK-CB1E223M-1/TY	.022 μF	25V	ceramic (chip)	
C11	RN-ECE-M100V16-10/TP	10 μF	16V	electrolytic	
C12	RN-ECC-CSL1H330J-1/TY	33 pF	50V	ceramic (chip)	
C14	RN-ECC-CSL1H151J-1/TY	150 pF	50V	ceramic (chip)	
C15, 34, 41, 88 100, 103, 112	RN-ECE-M1R0V50-7/TP	1 μF	50V	electrolytic	
C16~19	RN-ECC-CCH1H181J-1/TY	180 pF	50V	ceramic (chip)	
C20	RN-ECC-CSL1H050C-1/TY	5 pF	50V	ceramic (chip)	
C21, 42	RN-ECE-M100V16-10/TR	10 μF	16V	electrolytic	
C24, 25, 40	RN-ECE-MR47V50-8	.47 μF	50V	electrolytic	
C26, 50	RN-ECK-CB1H222K-1/TY	2200 pF	50V	ceramic (chip)	
C27, 28, 36	RN-ECC-CSL1H681J-1/TY	680 pF	50V	ceramic (chip)	
C29	RN-ECK-CB1H122K-1/TY	1200 pF	50V	ceramic (chip)	
C30	RN-ECC-CSL1H680J-1/TY	68 pF	50V	ceramic (chip)	
C31	RN-ECK-CB1H682M-1/TY	6800 pF	50V	ceramic (chip)	
C32	RN-ECK-CB1H153M-1/TY	.015 μF	50V	ceramic (chip)	
C33, 108	RN-ECK-CB1E333K-1/TY	.033 μF	50V	ceramic (chip)	
C35, 78	RN-ECE-M470V10-10/TR	47 μF	10V	electrolytic	
C37	RN-ECK-CCH1H471J-1/TY	470 pF	50V	ceramic (chip)	
C38, 48, 49, 51 106, 107	RN-ECK-CB1E223K-1/TY	.022 μF	25V	ceramic (chip)	
C39, 110, 111	RN-ECE-M1R0V50-7/TR	1 μF	50V	electrolytic	
C44, 45	RN-ECK-CB1E333K-1/TY	.033 μF	25V	ceramic (chip)	
C52	RN-ECE-M1R0V50-32/TR	1 μF	50V	electrolytic	
C53	RN-ECC-CCH1H391J-1/TY	390 pF	50V	ceramic (chip)	
C54	RN-ECC-CCH1H390J-1/TY	39 pF	50V	ceramic (chip)	
C56	RN-ECE-M4R7V35-52/TP	4.7 μF	35V	electrolytic	
C57	RN-ECE-MR47V50-32/TP	.47 μF	50V	electrolytic	
C60, 79, 83, 85	RN-ECE-M221V10-41	220 μF	10V	electrolytic	
C61	RN-ECE-M3R3V50-32	3.3 μF	50V	electrolytic	
C63	RN-ECE-M470V16-32	47 μF	16V	electrolytic	
C66, 86	RN-ECK-CF1E104Z-1/TY	.1 μF	25V	ceramic (chip)	
C71, 74	RN-ECE-M2R2V50-7	2.2 μF	50V	electrolytic	
C76, 77	RN-ECE-MR10V50-42	.1 μF	50V	electrolytic	
C80, 81	RN-ECE-M1R0V50-32/TP	1 μF	50V	electrolytic	
C82	RN-ECB-DOX103E	.01 μF	25V	ceramic	
C84	RN-ECE-M100V16-32	10 μF	16V	electrolytic	
C91, 92	RN-ECC-CCH1H220J-1/TY	22 pF	50V	ceramic (chip)	
C93	RN-ECY-M4R7V16-M1	4.7 μF	16V	tantalum	
C98, 99, 113	RN-ECE-M470V16-11	47 μF	16V	electrolytic	
C101, 102	RN-ECC-CSL1H471J-1/TY	470 pF	50V	ceramic (chip)	
C104, 105	RN-ECE-M470V6R3-1/TR	47 μF	6.3V	electrolytic	
C109	RN-ECB-DOX333B	.033 μF	12V	ceramic	
C114	RN-ECH-R104V50-2	.1 μF	50V	MP	

Symbol No. (Fig. 2)	Stock No.	Description				Remark
C200, 201	RN-ECC-CSL1H121J-1/TY	120 pF	50V		ceramic (chip)	
C202	RN-ECE-M221V10-11/TP	220 μF	10V		electrolytic	
C203, 204, 220 221, 244	RN-ECC-CSL1H102K-1/TY	1000 pF	50V		ceramic (chip)	
C205, 206, 225 226, 242	RN-ECE-M101V10-31	100 μF	10V		electrolytic	
C207	RN-ECE-M100V16-11/TP	10 μF	16V		electrolytic	
C208,218,219,236 237,240,241	RN-ECE-M1R0V50-51/TP	1 μF	50V		electrolytic	
C209	RN-ECK-CF1E104Z-1/TY	.1 μF	25V		ceramic (chip)	
C210,211,212,213	RN-ECE-M4R7V25/TR	4.7 μF	25V		electrolytic	
C214, 215, 228	RN-ECK-CB1E103K-2/TY	.01 μF	25V		ceramic (chip)	
C216, 217	RN-ECE-MR22V50-5	.22 μF	50V		electrolytic	
C222, 223	RN-ECE-M470V10-4	47 μF	10V		electrolytic	
C227	RN-ECE-M221V16-4	220 μF	16V		electrolytic	
C229, 230	RN-ECH-R224V50	.22 μF	50V		MP	
C231, 232	RN-ECE-M102V10-7	1000 μF	10V		electrolytic	
C233, 234, 238 239	RN-ECC-CSL1H221J-1/TY	220 pF	50V		ceramic (chip)	
C243	RN-ECE-M470N16-41	47 μF	16V		electrolytic (NP)	
C245	RN-ECE-M222V16-7	2200 μF	16V		electrolytic	
C300	RN-ECE-M220V16-3	22 μF	16V		electrolytic	
C301	RN-ECB-DOX103E	.01 μF	25V		ceramic	
C302	RN-ECE-M100V16-6	10 μF	16V		electrolytic	
VARIABLE CAPACITORS						
CV 1	RN-ECV-A40-90	40 pF AM OSC				
CV 2, 3	RN-ECV-A20-85	20 pF AM ANT., AM RF				
FILTERS						
CI 1	RN-ECI-A271-1	270 pF	100V			
CI 2	RN-ECI-B271-2	270 pF	100V			
RESISTORS						
R 1, 6, 76, 77	RN-ERG-IC331J-1/TY	330 ohm	5%	⅛W	metalic (chip)	
R 2, 24, 38, 39 40, 41	RN-ERG-IC332J-1/TY	3.3k ohm	5%	⅛W	metalic (chip)	
R 3, 9,31,45,47 55,56,67,85,86 120, 121, 123 124, 128~130	RN-ERG-IC103J-1/TY	10k ohm	5%	⅛W	metalic (chip)	
R 4	RN-ERG-IC221J-1/TY	220 ohm	5%	⅛W	metalic (chip)	
R 5, 66	RN-ERG-IC152J-1/TY	1.5k ohm	5%	⅛W	metalic (chip)	
R 7, 62	RN-ERG-IC101J-1/TY	100 ohm	5%	⅛W	metalic (chip)	
R 8,68,110,111	RN-ERG-IC562J-1/TY	5.6k ohm	5%	⅛W	metalic (chip)	
R10, 93~96, 99	RN-ERG-IC224J-1/TY	220k ohm	5%	⅛W	metalic (chip)	
R11,12,37,42,69 71, 84,91 100	RN-ERG-IC473J-1/TY	47k ohm	5%	⅛W	metalic (chip)	
R13, 15, 21, 44 70, 97	RN-ERG-IC223J-1/TY	22k ohm	5%	⅛W	metalic (chip)	
R14,52,64,75,72	RN-ERG-IC392J-1/TY	3.9k ohm	5%	⅛W	metalic (chip)	
R16, 27~30	RN-ERG-IC472J-1/CC	4.7k ohm	5%	⅛W	metalic (chip)	
R17~19, 92, 114 115, 101	RN-ERG-IC222J-1/TY	2.2k ohm	5%	⅛W	metalic (chip)	
R20, 51, 57, 112 113	RN-ERG-IC272J-1/TY	2.7k ohm	5%	⅛W	metalic (chip)	
R22	RN-ERG-IC474J-1/TY	470k ohm	5%	⅛W	metalic (chip)	
R23,34,43,46,48 49,53,61,63,65 98,116,117,127	RN-ERG-IC104J-1/TY	100k ohm	5%	⅛W	metalic (chip)	
R25, 33, 36, 74 79, 80, 83, 87 88, 89, 90	RN-ERG-IC102J-1/TY	1k ohm	5%	⅛W	metalic (chip)	
R26, 73	RN-ERG-IC182J-1/TY	1.8k ohm	5%	⅛W	metalic (chip)	
R32	RN-ERG-IC123J-1/TY	12k ohm	5%	⅛W	metalic (chip)	
R35, 54, 133	RN-ERG-IC153J-1/TY	15k ohm	5%	⅛W	metalic (chip)	
R50	RN-ERG-IC560J-1/TY	56 ohm	5%	⅛W	metalic (chip)	
R58	RN-ERG-IC820J-1/TY	82 ohm	5%	⅛W	metalic (chip)	
R59, 126	RN-ERG-IC183J-1/TY	18k ohm	5%	⅛W	metalic (chip)	

Symbol No. (Fig. 2)	Stock No.	Description				Remark
R60	RN-ERG-IC750J-1/TY	75 ohm	5%	1/8W	metalic (chip)	
R102	RN-ERG-IC151J-1/TY	150 ohm	5%	1/8W	metalic (chip)	
R105, 106	RN-ERG-IC470J-1/TY	47 ohm	5%	1/8W	metalic (chip)	
R108, 109	RN-ERG-IC154J-1/TY	150k ohm	5%	1/8W	metalic (chip)	
R118, 119	RN-ERG-IC122J-1/TY	1.2k ohm	5%	1/8W	metalic (chip)	
R122	RN-ERG-IC334J-1/TY	330k ohm	5%	1/8W	metalic (chip)	
R134	RN-ERG-IC681J-1/TY	680 ohm	5%	1/8W	metalic (chip)	
R136	RN-ERG-IC102J-1/TY	1k ohm	5%	1/8W	metalic (chip)	
R200,201,208~211	RN-ERG-IC103J-1/TY	10k ohm	5%	1/8W	metalic (chip)	
R202, 203	RN-ERG-IC472J-1/TY	4.7k ohm	5%	1/8W	metalic (chip)	
R204, 205	RN-ERG-IC272J-1/TY	2.7k ohm	5%	1/8W	metalic (chip)	
R206, 207	RN-ERG-IC122J-1/TY	1.2k ohm	5%	1/8W	metalic (chip)	
R212	RN-ERG-IC331J-1/TY	330 ohm	5%	1/8W	metalic (chip)	
R213,214,222,223	RN-ERG-IC181J-1/TY	180 ohm	5%	1/8W	metalic (chip)	
R215, 224	RN-ERG-IC221J-1/CC	220 ohm	5%	1/8W	metalic (chip)	
R216, 217	RN-ERG-IC823J-1/TY	82k ohm	5%	1/8W	metalic (chip)	
R218, 219	RN-ERG-IC183J-1/TY	18k ohm	5%	1/8W	metalic (chip)	
R220, 221	RN-ERG-IC182J-1/TY	1.8k ohm	5%	1/8W	metalic (chip)	
R300	RN-ERD-AE563JB	56k ohm	5%	1/4W	carbon	
R301	RN-ERD-AC181JA	180 ohm	5%	1/8W	carbon	
R302	RN-ERC-AE2R2K	2.2 ohm	10%	1/4W	Solid	
VARIABLE RESISTORS						
RV 1	RN-ERV-0N1-237	300 ohm, Limmiter				
RV 2	RN-ERV-0N1-238	500 ohm, FM SEARCH				
RV 3	RN-ERV-0N1-247	100k ohm, Separation				
RV 4	RN-ERV-0N1-246	50k ohm, ASC				
RV 5, 6	RN-ERV-0N1-243	10k ohm, 76 kHz, AM SEARCH				
RV 7, 8	RN-ERV-0N1-229	20k ohm Dolby level adj.				
RV 9,10,13,16,17	RN-ERV-2N5-3	50k ohm×2 : TRE., 20k ohm×3 : BAL., FADER				○
RV11,12,14,15 (SW6,7)	RN-ERV-2Z4-9	50k ohm×2 : BASS, 10k ohm×2 : VOL.				○
SEMICONDUCTORS						
IC 1	RN-EIC-LA1143	FM IF amp. ~Q. DET			linear-monolithic IC	○
IC 2	RN-EIC-AN6130N	Noise blanker			hibrid IC	○
IC 3	RN-EIC-MB4105M	MPX, decoder			hibrid IC	○
IC 4	RN-EIC-LA1135	AM tuner			linear-monolithic IC	○
IC 5	RN-EIC-LA6358S	IF Trigger			linear-monolithic IC	○
IC 6, 15	RN-EIC-AN6540	Voltage regulator, 8.5V			linear-monolithic IC	○
IC 7	RN-EIC-UPC78L05	Voltage regulator, 5V			linear-monolithic IC	○
IC 8	RN-EIC-UPC78L05A	Voltage regulator, 5V			linear-monolithic IC	○
IC 9	RN-EIC-LA3161	Equalizer amp.			linear-monolithic IC	○
IC10	RN-EIM-UPD-1708G-575	Tuner controller			C-MOS IC	○
IC11	RN-EIE-NR9200A	Dolby NR processor			hibrid IC	○
IC12	RN-EIE-MH-1993	Tone control			hibrid IC	○
IC14	RN-EIC-TA7240AP	Power amp.			linear-monolithic IC	○
IC16	RN-EID-CX10006	Auto reverse cont.			digital-monolithic IC	○
IC17, 18	RN-EIA-DM106A	Tape end det.				○
Q 1~3, 5, 6	RN-EVS-2SC3053-C/TZ	Silicon transistor (chip)				○
Q 4, 7, 8,11~13 21, 29, 30	RN-EVS-2SC3052-EF/CA	Silicon transistor (chip)				○
Q 9	RN-EVF-2SK427-RST	FET				○
Q10	RN-EVF-2SJ106-YGB/TY	FET				○
Q14, 15	RN-EVF-2SK49-F	FET				○
or	RN-EVF-2SK195-F	FET				○
Q18~20, 22	RN-EVS-2SB815-67/TY	Silicon transistor (chip)				○
or	RN-EVS-2SB970-RS/TY	Silicon transistor (chip)				○
Q23~26	RN-EVS-2SA1235-E/TZ	Silicon transistor (chip)				○
or	RN-EVS-2SB709-QR/CC	Silicon transistor (chip)				○
Q27, 28	RN-EVS-2SD1328-ST/CC	Silicon transistor (chip)				○
Q50, 51	RN-EVS-2SC2634-RS	Silicon transistor				○
Q300	RN-EVS-2SD882	Silicon transistor				○
D 1,16,19,24,25 26,27,32,33	RN-EDS-MA151K/TY	Silicon diode (chip)				○
D 2	RN-EDG-1S446	Germanium diode				○
D 3~5	RN-EDC-SVC321-CD	Varactor diode				○

Symbol No. (Fig. 2)	Stock No.	Description	Remark
D 6~13, 17, 18 20~23, 29, 30 34~39	RN-EDS-MA151WK/CC	Silicon diode (chip)	○
or	RN-EDS-MC2838/TZ	Silicon diode (chip)	○
D14	RN-EDS-MA151A/TY	Silicon diode (chip)	○
D100	RN-EDS-10E1	Silicon diode	○
D101	RN-EDS-MA151WK/TZ	Silicon diode (chip)	○
D200	RN-EDS-SR1S2	Silicon diode	○
SERAMIC FILTERS			
CF 1	RN-EFC-F2-124	FM IF, 10.7 MHz (Red)	
CF 2	RN-EFC-E2-2	AM IF, 450 kHz	
CF 3	RN-EFC-A1-142	AM IF, 450 kHz	
TRANSFORMERS			
T 1	RN-ETF-1004A	FM IF, 10.7 MHz	
T 2	RN-ETX-1012	AM ANT 224 μH	
T 3	RN-ETX-1013	AM RF 224 μH	
T 4	RN-ETA-1010A	AM IF, 450 kHz	
T 5	RN-ETA-1032	AM IF, 450 kHz	
T 6	RN-ETH-1020	AM OSC. 118 μH	
COILS			
L 1	RN-ELH-C6R8-KAG	Choke, 6.8 μH	
L 2	RN-ELH-C6R8-KAL	Choke, 6.8 μH	
L 3	RN-ELT-1002	Trap, 19 kHz	
L 4	RN-ELH-C332-2	Choke, 3.3 mH	
L 5	RN-ELH-B6R2-4/CA	Choke, 6.2 μH	
L 6	RN-ELH-C101-1	Choke, 100 μH	
L 7	RN-ELL-326	Choke, 1.8 mH (Included in J3)	
MISCELLANEOUS ELECTRICAL			
A 1	RN-EHM-C44-65	P. B. head	○
E 1	RN-EEM-1036	Plunger solenoid	
EX 1	RN-EXC-1018	Crystal, 4.5 MHz	
M 1	RN-EDM-1060	DC Motor	○
TV 1	RN-ETV-1014	FM Front-end	
VE 1	RN-EVE-1004A-MPC02TN	LCD	
F 1	RN-EFG-B03-3A	Fuse, Included in J3	○
J 0	RN-EJL-1012A	Antenna receptacle	
J 1 (J11)	RN-EWJ-3703	8P-8P connector and lead assembly	
J 2 (J10)	RN-EWJ-3674	8P-8P connector and lead assembly	
J 3 (P 6, 7, J 8, 9)	RN-EWP-1093	Lead assembly (Includes L7)	
J 5	RN-EWJ-3671B	2P connector and lead assembly	
P 1	RN-EJU-S08V-579	8P connector	
P 2	RN-EJU-S07V-578	7P connector	
P 3	RN-EJU-S12V-313	12P connector	
P 5	RN-EJU-S02V-573	2P connector	
P10	RN-EJU-S02V-963	2P connector	
P11	RN-EJU-S03V-965	3P connector	
PL 1, 2	RN-EPM-1124	Lamp assembly	
PL 3←	RN-EPM-1121	Lamp assembly	
	RN-EPL-1021	Lamp, included in PL3	
	RN-MLF-1113	Filter, Lamp, included in PL3	
NL 1	RN-EPN-54	Neon lamp	
SW 1, 2	RN-ESB-1N1-191	Push switch	○
SW 3	RN-ESS-12-173	Slide switch	○
SW 4, 5	RN-ESB-2L2-183	Push switch	○
SW 6, 7	———	Included in RV11, 12, 14, 15	
SW 8	RN-ESL-1032B	Leaf switch	○
SW 9	RN-ESL-1017	Leaf switch	○
SW300	RN-ESS-42-187	Slide switch	○

MISCELLANEOUS MECHAMICAL

Illus. No. (Fig. 5)	Stock No.	Description	Q'ty	Remark
1	RN-MTD-1146	Chassis, top	1	
2	RN-MTD-1147A	Chassis, bottom	1	
3	RN-MHE-1410B	Holder, main	1	
4	RN-MHE-1411B	Holder, rear	1	
5	RN-MDP-1338	Escutcheon	1	O
6	RN-MCV-1401	Door	1	
7	RN-MSI-1054	Shaft	1	
8	RN-MSC-1201	Spring	1	
9	RN-MYD-1055	Knob, BASS, TRE.	2	O
10	RN-MYC-1035	Knob, VOL, FADER/BAL	2	O
11	RN-MYB-1494	Button, EJE	1	O
12	RN-MYB-1495	Button, LEFT, RIGHT (FF/REW)	2	O
13	RN-MYB-1496	Button, SEEK	1	O
14	RN-MYB-1497	Button, TUNE, MEMO	3	O
15	RN-MYB-1498	Button, AM/FM, PRO	1	O
16	RN-MYB-1499	Button, SET	5	O
17	RN-MYB-1500	Button, LO/DX	1	O
18	RN-MYB-1501	Button, METAL	1	O
19	RN-MCE-1092	Clamp	1	
20	RN-MHE-1408A	Holder	1	
21	RN-MHE-1414	Holder	1	
22	RN-MIP-1294A	Insulator	1	
23	RN-MHE-1260	Holder	1	
24	RN-MHE-1412A	Holder	1	
25	RN-MSN-1	Nut	2	
26	RN-MPM-2749B	PC Board, main	1	
27	RN-MPC-1858	PC Board, amp. and volume	1	
28	RN-MLF-1113	Filter, PL3	1	
30	RN-MTJ-2B2.6×6	Screw, tapping, 2.6×6mm	2	
31	RN-MSE-1310	Spacer	2	
32	RN-MSE-1311	Spacer	1	
40	F6-SBD-2.6×6S	Screw, 2.6×6mm	5	
41	F6-SBD-3×6S	Screw, 3×6mm	17	
42	F6-SBD-3×10S	Screw, 3×10mm	2	

CASSETTE DECK (RN-MDK-64/2)

Illus. No. (Fig. 6)	Stock No.	Description	Q'ty	Remark
1	RN-MAS-1052	Chassis	1	
2	RN-MUL-1150	Lever	1	
3	RN-MYT-1187	Sub-chassis	1	
4	RN-MYT-1188	Holder	1	
5	RN-MHE-1441	Holder	1	
6	RN-MKI-1018	Slide Plate assembly	1	
7	RN-MUL-1151	Lever	1	
9	RN-MHL-1064A	Holder	1	
10	RN-MUL-1132	Lever	1	
11	RN-MUL-1152	Lever	1	
12	RN-MKS-1009	Slip mechanism	2	
13	RN-MKR-1026	Pinchroller assembly	1	
14	RN-MKR-1027	Pinchroller assembly	1	
15	RN-MUL-1153	Lever	1	
16	RN-MUL-1154	Lever	1	
17	RN-MUB-1024	Belt	1	
18	RN-MUF-1008	Flywheel	2	
19	RN-MUG-1049	Gear	2	
20	RN-MUG-1050	Gear	1	
21	RN-MUC-1009	Cum	1	
23	RN-MRP-1055	Roller	1	
24	RN-MRP-1056	Roller	1	
25	RN-MUL-1156	Lever	1	
26	RN-MUL-1138	Lever	1	
27	RN-MUL-1268	Lever	1	
28	RN-MUL-1269	Lever	1	
29	RN-MUL-1270	Lever	1	
30	RN-MUL-1127A	Lever	1	
31	RN-MYT-1038	Sub-chassis	1	
32	RN-MSP-1047	Spring	1	
33	RN-MRP-1057	Roller	1	
34	RN-MEN-1022	Nut	1	
35	RN-MSI-1077	Shaft	1	
37	RN-MRP-1044	Roller	1	
38	RN-MRP-1094	Roller	1	
41	RN-MUL-1128	Lever	1	
42	RN-MSW-1002	Spring	1	
43	RN-MSW-1004	Spring	1	
44	RN-MSC-1130	Spring	1	
46	RN-MSC-1132A	Spring	1	
48	RN-MSC-1134	Spring	1	
49	RN-MSC-1135	Spring	1	
50	RN-MSC-1152	Spring	1	
51	RN-MSC-1153	Spring	1	
52	RN-MSC-1154	Spring	1	
57	RN-MSC-1157	Spring	2	
59	RN-MSC-1158	Spring	1	
62	F6-SBD-1.7×4S	Screw, 1.7×4mm	1	
63	F6-SBD-2×3S	Screw, 2×3mm	1	
65	F6-SBD-3×6S	Screw, 3×6mm	1	
66	F6-SW4NA-3×4S	Screw, 3×4mm	1	
67	F6-SNA-2.6×3S	Screw, 2.6×3mm	11	
68	F6-SNA-2×5S	Screw, 2×7mm	1	
70	F6-ER-1.2SUS	E-type ring, 1.2mm	1	
71	RN-MHJ-1003	E-type ring	7	
72	F6-ER-2SUS	E-type ring, 2mm	1	
73	F6-ER-2.5SUS	E-type ring, 2.5mm	5	
76	F6-WK-3S	Washer, 3mm	1	
77	F6-WK-2.6S	Washer, 2.6mm	1	
78	RN-MWS-1013	Washer	1	
79	RN-MSP-1020	Spring	2	
80	RN-MWP-1043	Washer	2	
81	RN-MWP-1044	Washer	1	
83	RN-MWP-1029	Washer	6	
87	RN-MWP-1041	Washer	2	
91	RN-MIT-1005	Insulator	1	
92	RN-MST-133	Spacer	1	
93	RN-MCF-1018	Clamp	1	
94	RN-EEM-1036	Plunger solenoid	1	
95	RN-ESL-1017	Leaf switch	1	

Illus. No. (Fig. 6)	Stock No.	Description	Q'ty	Remark
96	RN-EDM-1060	DC Motor	1	
97	RN-MST-1096A	Spacer	1	
99	RN-ESL-1032B	Leaf switch	1	
201	RN-MPM-2779	PC board	1	
202	RN-MPM-2780	PC board	1	
203	RN-EHM-C44-65	P.B. Head	1	

NOTE : Specifications subject to change without prior notice.

Manufactured
by
FUJITSU TEN LIMITED

Printed in Japan
8601DE2.05K

SCHEMATIC

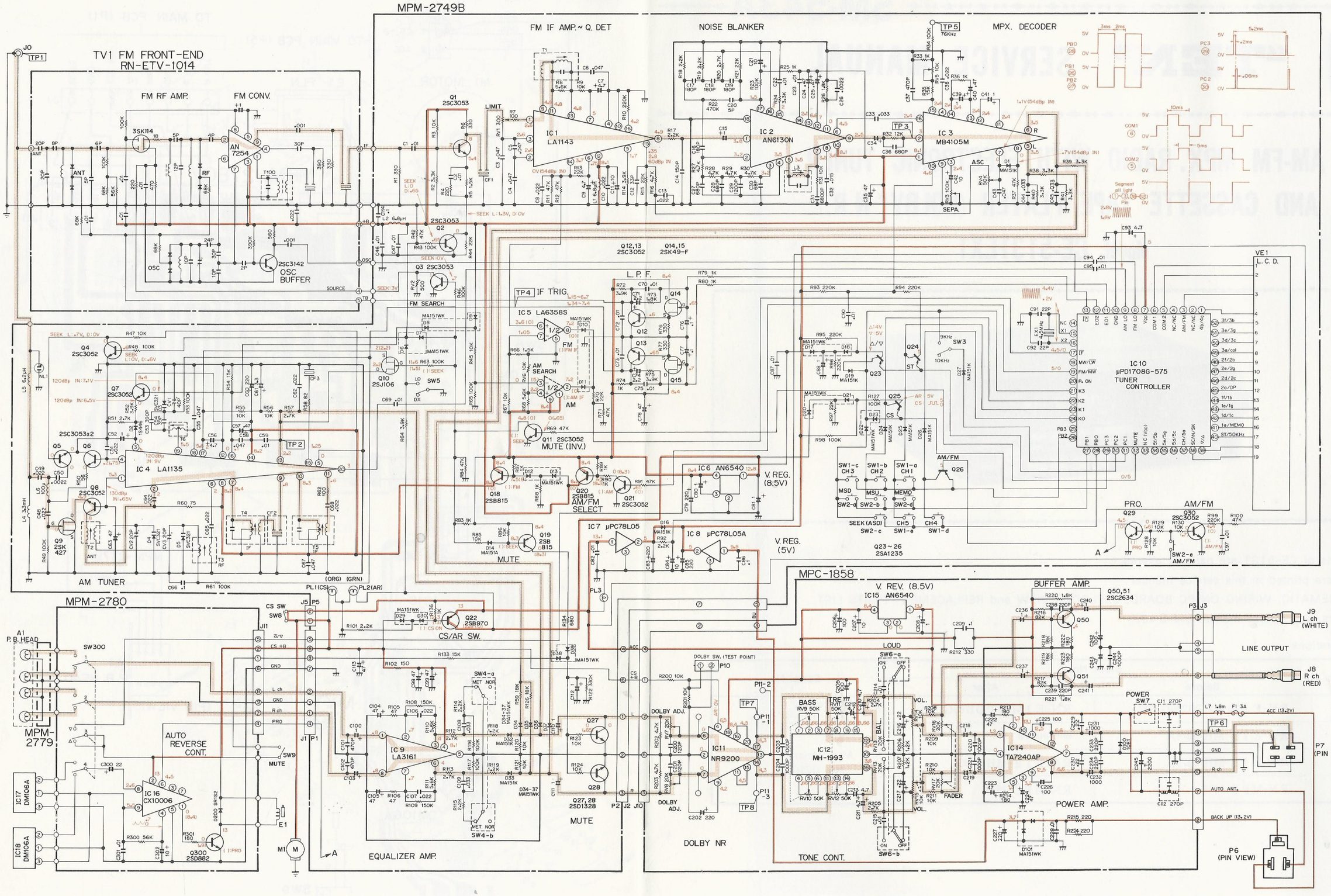

NOTES:

1. All capacitance in Micro farad, $P=10^{-12}$
2. All resistance in ohm, $K=10^{3}$
3. All inductance in henly, $m=10^{-3}$, $\mu=10^{-6}$

Fig. 2 (C24190131)

4. DC voltage against the chassis measured with 100k ohm/volt meter, power supply set at +13.2 VDC, no signal input.
5. A orange line and a orange dotted feeble line show a power supply system flow and a signal system flow, respectively.

MAIN PC BOARD

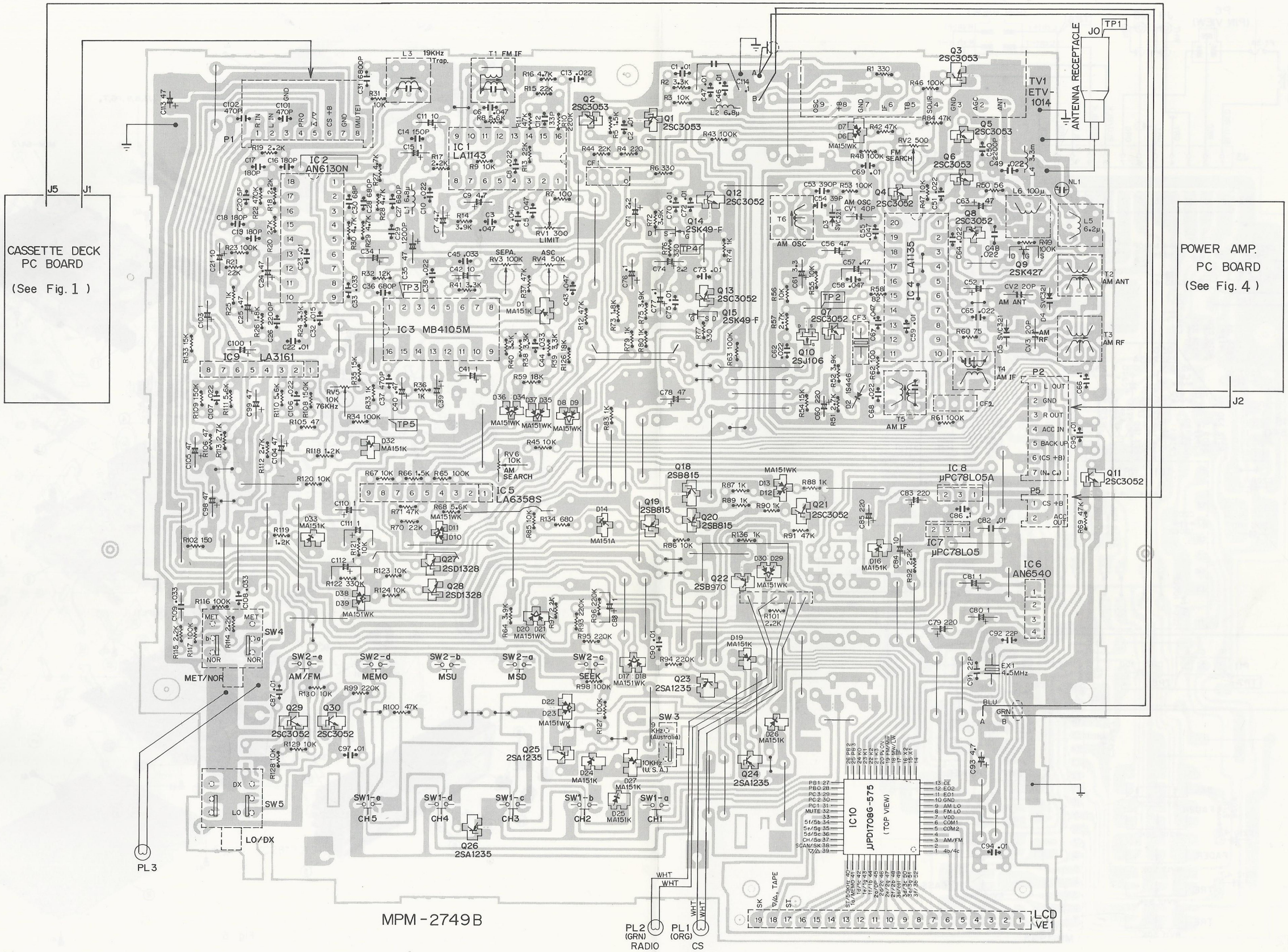

Fig. 3 (C27190130)